



YUCCA 75-515

High power short nanosecond visible laser
for high-speed precision micromachining

YUCCA, the visible fiber laser, provides high power at high pulse repetition rates with short nanosecond pulses. It is fully designed to improve laser process quality with shorter pulse widths and increase productivity with higher pulse repetition rates

Its innovative patented fiber design enables a unique combination of short nanosecond pulses, performance for high-speed process and reduced overall processing cost. With a constant short nanosecond pulse duration and beam quality over the whole pulse repetition rate range, YUCCA is the right laser source for the next generation of visible laser micromachining equipment targeting higher throughput.

YUCCA is designed with high-end methodologies to exceed industrial quality standards and to guarantee reliability and serviceability. Manufactured with field proven technology and qualified components, good practices and high-quality, YUCCA is the right answer for 24/7 operations in extended production cycle environments.

Wavelength	515 nm
Power (*) (*) 10 ns pulse duration	75 W up to 250 kHz 35 W @ 400 kHz
Pulse Duration (**) (**) Factory set	2.5 ns, 5 ns, 10 ns or burst mode
Beam quality	$M^2 < 1.2$



Advantages

- ✓ High power 75 W up to 700 kHz
- ✓ Short pulses 2.5 ns up to 1.5 MHz
- ✓ Excellent beam quality $M^2 < 1.2$ up to 1.5 MHz
- ✓ High peak power up to 75 kW
- ✓ Field proven technology
- ✓ HALT designed / HASS Certified
- ✓ 2.5 ns, 5 ns, 10 ns or burst
- ✓ True Pulse-On-Demand
- ✓ Instant Pulse Switching

Applications

- ✓ Solar Cells processing
- ✓ Glass processing
- ✓ PERC processing
- ✓ Selective ablation
- ✓ Battery processing
- ✓ Ceramic scribing, cutting and drilling
- ✓ Material processing



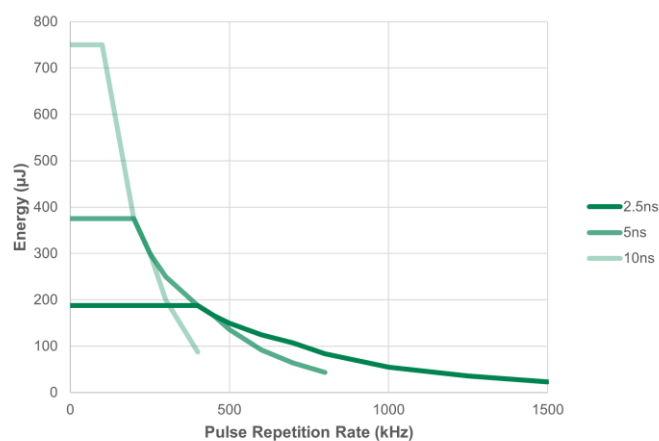
YUCCA 75-515

Typical performances

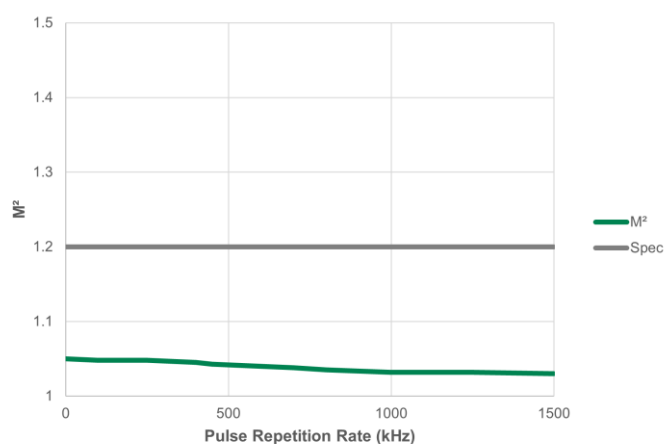
Power vs/ pulsewidth



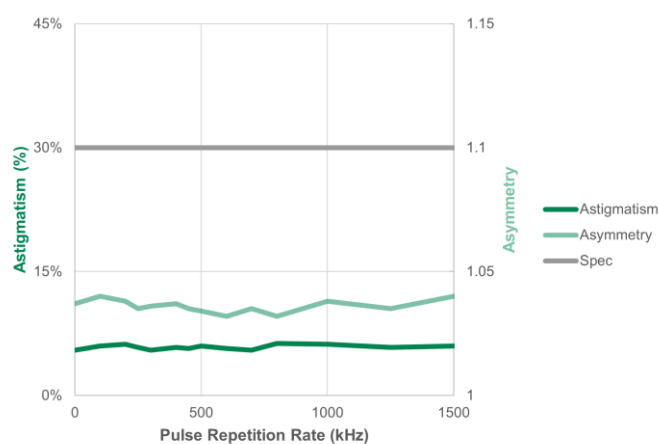
Energy vs/ pulsewidth



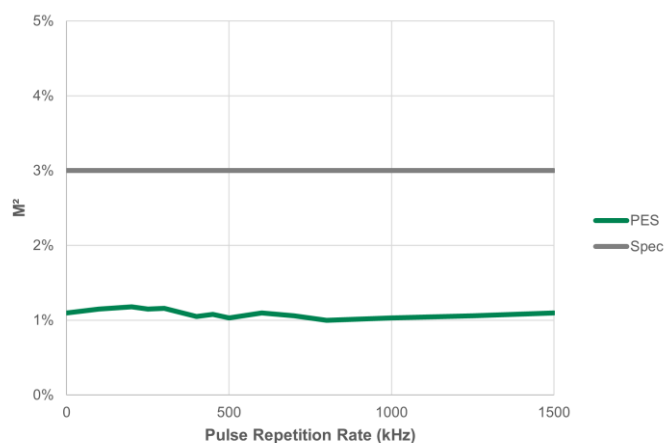
M² at 10ns



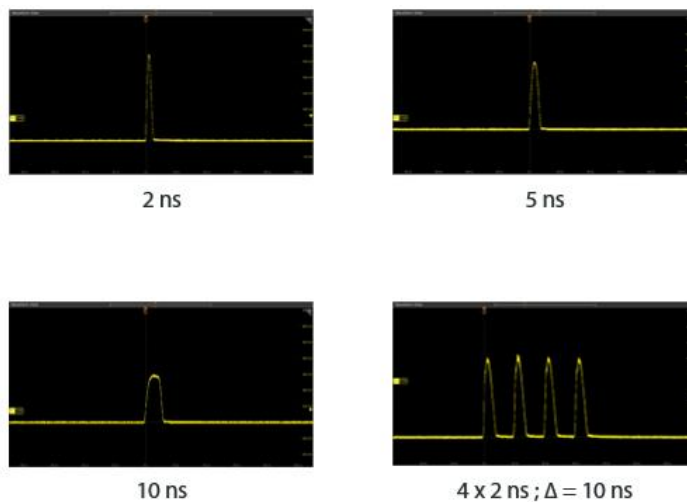
Astigmatism & asymmetry at 10ns



Pulse Energy Stability at 10 ns



Factory Set Pulses





YUCCA 75-515

Specifications

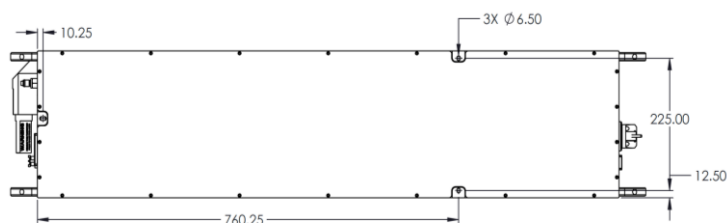
Output Characteristics				
Central Wavelength	515 nm ± 0.5 nm			
Average Power (*) (**)	2.5 ns	5 ns	10 ns	Burst
(*) Pulse duration to be chosen by customer between 2.5 ns and 10 ns and factory set	75 W @ 400 kHz	75 W @ 250 kHz	75 W @ 100 kHz	(**) Burst available on request
	75 W @ 700 kHz	75 W @ 500 kHz	75 W @ 250 kHz	
	35 W @ 1.5 MHz	35 W @ 800 kHz	35 W @ 400 kHz	
Pulse Width	Fully programmable from 2.5 ns to 10 ns			
Pulse Repetition Rates	Single-shot to 1.5 MHz			
Power Stability	< 2%, 2σ over 8 hours			
Pulse to Pulse Energy Stability	< 3% RMS			
Beam Characteristics				
Spatial Mode	TEM ₀₀			
M ²	≤ 1.2			
Polarization Ratio	≥ 100:1 linear			
Polarization Direction	Vertical, ± 2°			
Beam Divergence (full-angle)	< 0.5 mrad			
4σ Beam Diameter @ exit (nominal)	3.5 mm ± 0.35 mm			
Astigmatism	≤ 30%			
Beam Circularity	≥ 90%			
Long Term Beam Pointing Stability, over 8 hours	≤ 25 μrad, full-angle			
Laser safety class (IEC 60825-1 : 2014)	Class IV			
Operating Conditions				
External Communications	Ethernet / RS-232 / USB			
Warm-up Time				
Cold Start	≤ 30 minutes			
Warm Start	≤ 2 minutes			
Electrical Requirements	100 – 240V AC			
Line Frequency	50 to 60 Hz			
Power Consumption	< 900 W			
Temperature Range	15°C to 35°C (59°F to 95°F)			
Humidity	10% to 95% RH, non-condensing			
Storage Conditions				
Temperature	0°C to 50°C (32°F to 122°F)			
Humidity	5% to 95% RH			
Altitude (non-operational)	Sea level to 11 000 meters			
Chiller Requirements				
Cooling Water Temperature	25°C ± 0,1°C			
Minimum Cooling Power	700 W			
Cooling Water Flow	5 L/min, 3.5 L/min minimum			
Physical Characteristics				
Dimensions (L x W x H)	Laser Head : 1146 x 250 x 169 mm (45.11 x 9.84 x 6.65 in) Control Unit : 506 x 483 x 177 mm (19.92 x 19.01 x 6.97 in)			
Weight	Laser Head : 50 kg (110 lbs) without water Control Unit : 25 kg (55 lbs)			
Features				
Extended Internal Power Monitoring	Power monitored at each stage of the laser			
Ultra Wide Operation Range	Constant pulse width and beam parameters over the whole pulse repetition rate range			
Industry Ready Data Logging	Long-term and short-term laser operation log, diagnosis, maintenance			
Alignment Beam	Low power mode for laser installation and alignment			
Sacrificial Window	Field Replaceable Unit			
Advanced Support	Industry 4.0 ready, remote control, remote support, >30 sensors in laser head			
Best Practices	Sealed laser head, multi-stage components cleaning and assembled in ISO 6 cleanroom (class 1000)			




YUCCA 75-515

Drawings


Laser Head (in mm)



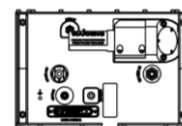
Bottom View



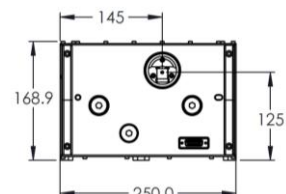
Top View



Side View

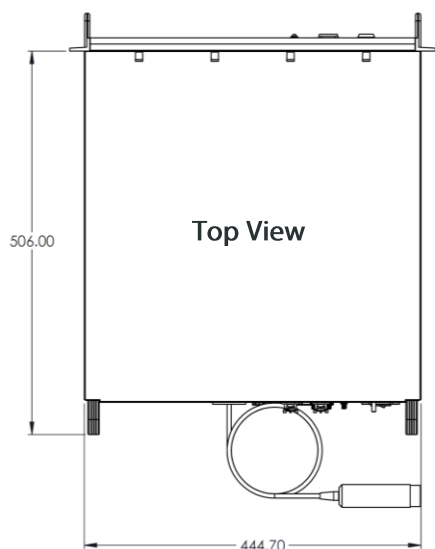


Rear View

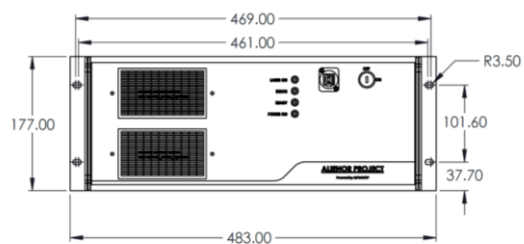


Front View

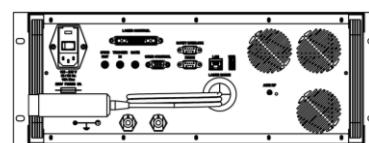
Power Supply (in mm)



Top View



Front View



Rear View

According to BLOOM continuous product improvements, specifications and drawings are subject to change without notice.